

SPL Series DIGITAL BENCH SCALE



APPLICATIONS

- Shipping / Receiving
- Manifest Systems
- Portion Control

FEATURES

- High Quality / Low Cost
- Durability, Accuracy and Dependability
- Large Platform Size
- Remote Wall Mount Indicator w/Large LCD Display
- Single Point Load Cell - No Moving Parts
- Removable Heavy Duty Stainless Steel Platform
- Full Duplex RS-232 Serial Communication Port
- Multiple Manufacturer's Protocols Built-In
- Adjustable Feet for Leveling



Remote
Wall
Mount
Display

Transcell Technology inc.

SPL Series DIGITAL BENCH SCALE

INTRODUCTION

The SPL Series Digital Bench Scale, available in three capacities, is a compact scale with remote digital indicator. Housed in a standard black polymer case, the indicator displays its bright oversize numerals on a large (1") LCD screen. The base unit features a removable stainless steel platform, an RS-232 serial communication port, and adjustable feet for leveling.

The SPL Series uses full duplex RS-232 serial format for communica-

tion with many types of attached support equipment. The unit can transmit data on demand, or continuously in several popular data protocols to match a wide variety of printers, remote displays, or personal computers.

Many of the scale's features, such as calibration and all serial communication parameters, are completely programmable from the front panel.

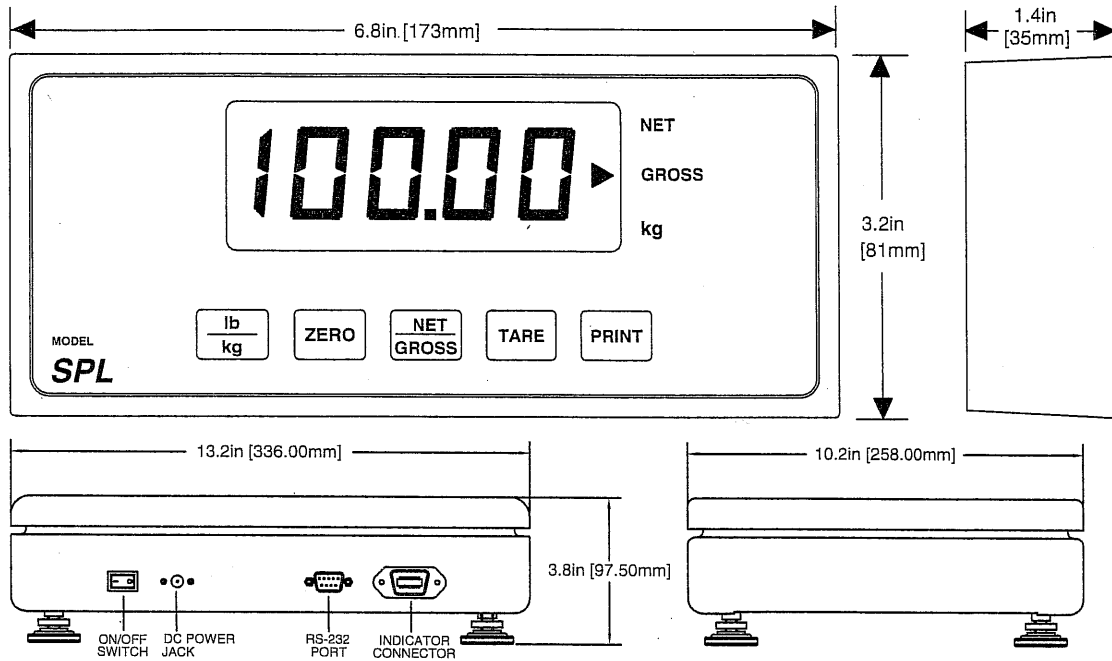
MODEL	CAPACITY
SPL- 30	30 lb x .01 lb / 15 kg x .005 kg
SPL- 60	60 lb x .02 lb / 30 kg x .01 kg
SPL- 100	100 lb x .05 lb / 50 kg x .02 kg

OPTIONS

SPL.001 — Remote Indicator w/ Swivel Post

SPL.002 — Null Modem Cable for PC Interface

PHYSICAL DIMENSIONS



SPECIFICATIONS

CONSTRUCTION:

Indicator: Black ABS with steel back plate.
Base: Steel and ABS with stainless steel platform.

DISPLAY:

4½ Digit, 1" (25.4mm)
7-Segment, Liquid Crystal

OVER CAPACITY ANNUNCIATION:

103% of Full Scale Capacity

OPERATING TEMPERATURE RANGE:

32°F to 104°F
(0°C to 40°C)

OPTIONAL SWIVEL POST:

12" (30mm) Tall.
Stainless Steel Construction

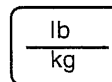
POWER SOURCE:

AC Adapter, 7.5VDC, 200mA, included

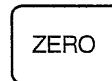
WEIGHT:

Net Weight: 19.4 lb (8.8 kg)
Shipping Weight: 21.6 lb (9.8 kg)

KEYBOARD FUNCTIONS



LB/KG - Toggles between lb and kg units if this key is enabled in the User Menu.



ZERO - Sets indicator to display "0" when in Gross mode, and within zero band range.



NET/GROSS - Toggles between Gross and Net weight display.



TARE - Used to zero a weight indication in Net mode.



PRINT - Sends "Print" data to printer if scale is stable and not in overload. Not active when "Continuous" option is selected in User Menu (e.g. ShipFast Configuration).

Twelve Month Limited Warranty Applies

Specifications subject to change for improvement without notice.

Transcell Technology inc.